







Guidelines – Air Receivers

PCFC- Entity (Business Unit) Name	:	Trakhees (Dept. of Planning & Development)
Department Name	:	Civil Engineering Department (CED)
Section Name	:	Inspection & Compliance (Construction Safety)
Document Reference Number	:	PCFC-TRK-CED-CS-G15
Revision Number	:	02
Revision Date	:	January 2019
Classification	:	Public

Guidelines – Air Receivers

		
<p style="text-align: center;">POSITIONING</p>	<p style="text-align: center;">DRAIN PIPE & VALVE</p>	<p style="text-align: center;">PRESSURE GAUGE & SAFETY VALVE</p>
<ul style="list-style-type: none"> • Air receivers shall be placed away from the combustible materials & sources of heat. • Air receivers must never be buried underground or located in an inaccessible place. • Air receivers shall be placed with sufficient clearance to allow a complete external inspection. 	<ul style="list-style-type: none"> • Ensure that adequate drain pipe & valve is installed at the lowest point of every air receiver to remove accumulated oil and water. • Adequate automatic traps may be installed in addition to drain valves. • Completely drain the air receiver by opening drain valve at such intervals as to prevent the accumulation of excessive amount of liquid. 	<ul style="list-style-type: none"> • Every air receiver shall be equipped with a pressure gauge & safety valve. • Ensure that the safety valve is tested frequently in accordance with the manufacturer's manual.
		
<p style="text-align: center;">TESTING & CERTIFICATION</p>	<p style="text-align: center;">GUARDING</p>	<p style="text-align: center;">HOSE CONNECTION & USE</p>
<ul style="list-style-type: none"> • Every pressure vessel shall be examined by a competent person approved by Ministry of labour & social affairs. • Testing frequency shall be once in 12 months & certificate shall be obtained. • It shall be examined by visual examination & hydrostatic or pneumatic test. 	<ul style="list-style-type: none"> • Ensure that proper guards are provided to all the moving parts like fly wheel & belt. • Replace the guard immediately after completing maintenance work. • Undertake regular inspections to check the guarding of the machine. 	<ul style="list-style-type: none"> • Air lines shall be connected using proper clamps. • Air lines should be of good approved quality. • Never use compressed air for cleaning of clothes or body parts. • Whip checks must be provided to all connections in a compressed air line.